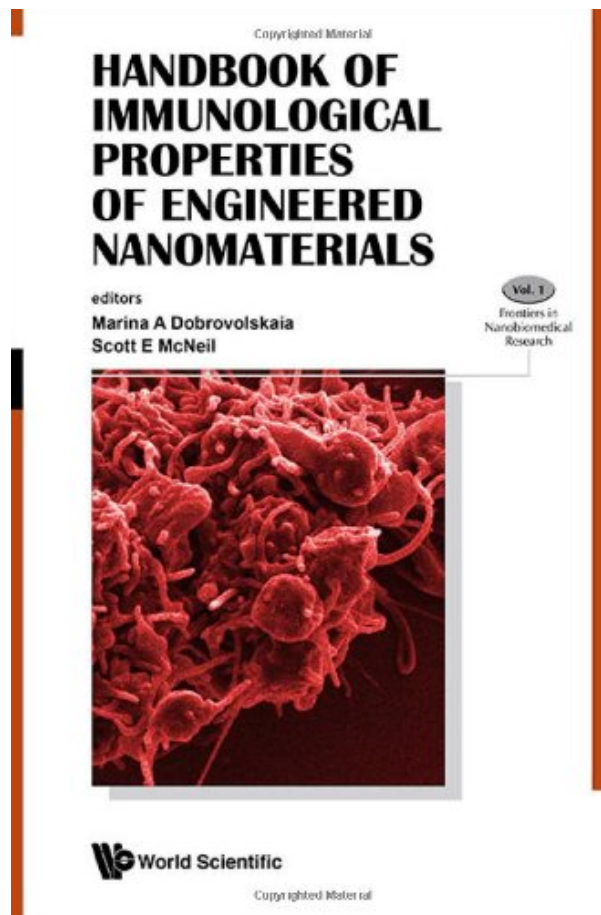


**HANDBOOK OF IMMUNOLOGICAL
PROPERTIES OF ENGINEERED
NANOMATERIALS (FRONTIERS IN
NANOBIOMEDICAL RESEARCH) BY
MARINA A DOBROVOLSKAIA, SCOTT**



**DOWNLOAD EBOOK : HANDBOOK OF IMMUNOLOGICAL PROPERTIES OF
ENGINEERED NANOMATERIALS (FRONTIERS IN NANOBIOMEDICAL
RESEARCH) BY MARINA A DOBROVOLSKAIA, SCOTT PDF**



Copyrighted Material

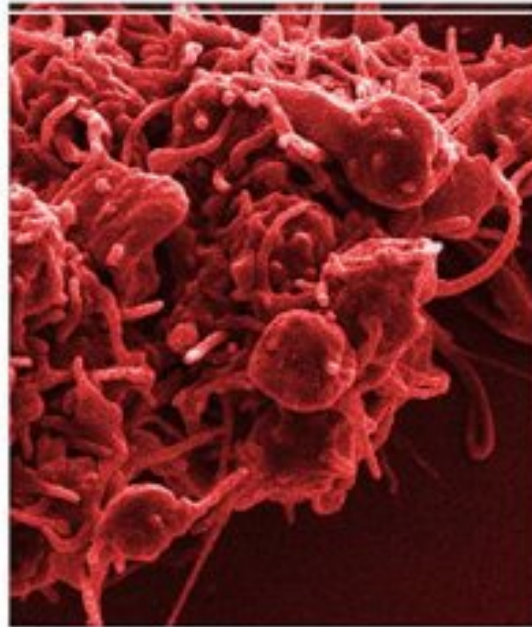
HANDBOOK OF IMMUNOLOGICAL PROPERTIES OF ENGINEERED NANOMATERIALS


editors

Marina A Dobrovolskaia
Scott E McNeil

Vol. 1

Frontiers in
Nanobiomedical
Research



 World Scientific

Copyrighted Material

Click link bellow and free register to download ebook:

**HANDBOOK OF IMMUNOLOGICAL PROPERTIES OF ENGINEERED NANOMATERIALS
(FRONTIERS IN NANOBIO MEDICAL RESEARCH) BY MARINA A DOBROVOLSKAIA, SCOTT**

[DOWNLOAD FROM OUR ONLINE LIBRARY](#)

HANDBOOK OF IMMUNOLOGICAL PROPERTIES OF ENGINEERED NANOMATERIALS (FRONTIERS IN NANOBIOMEDICAL RESEARCH) BY MARINA A DOBROVOLSKAIA, SCOTT PDF

Do you ever understand the e-book Handbook Of Immunological Properties Of Engineered Nanomaterials (Frontiers In Nanobiomedical Research) By Marina A Dobrovolskaia, Scott Yeah, this is a really appealing book to review. As we informed previously, reading is not kind of commitment activity to do when we have to obligate. Reviewing need to be a routine, a great practice. By checking out *Handbook Of Immunological Properties Of Engineered Nanomaterials (Frontiers In Nanobiomedical Research) By Marina A Dobrovolskaia, Scott*, you could open up the new world as well as obtain the power from the globe. Everything could be acquired through the publication Handbook Of Immunological Properties Of Engineered Nanomaterials (Frontiers In Nanobiomedical Research) By Marina A Dobrovolskaia, Scott Well briefly, book is very effective. As just what we offer you right here, this Handbook Of Immunological Properties Of Engineered Nanomaterials (Frontiers In Nanobiomedical Research) By Marina A Dobrovolskaia, Scott is as one of reviewing e-book for you.

Review

"Understanding the immunogenicity of novel, engineered nanoparticle-based drugs is absolutely critical in bringing a nanomedicine into the clinic. Nanomedicines may activate the immune system or be invisible to it; the choice depends on the application. But regardless, the mechanism of nanoparticle immune interaction needs to be well understood and controlled. And this Handbook is an absolutely essential reference for those designing, developing, or testing novel nanomedicines." -- Lawrence Tamarkin, President & CEO, CytImmune

"One of the most overlooked areas in nanomedicine development is the study of the interaction of the host immune system with these novel constructs. Recognizing that the immune system has evolved over millennia to eliminate threats in the form of pathogenic organisms that are often in the nano range, it is imperative that scientists and developers of nanomaterials engineered for in vivo use, understand this formidable barrier while trying to exploit the field. Dobrovolskaia and McNeil have put together an impressive collection of must-read chapters from experts that should inform motivated nanotechnologists and provide a roadmap to avoid major stumbling blocks in efforts to develop new nanomedicines. I wish I had such a guide to refer to during the early development of Abraxane." -- Neil Desai, Inventor, Abraxane and the nab-platform, Abraxis Bioscience, a wholly owned subsidiary of Celgene Corporation

"The interesting data and objectives reported in all the chapters can improve and inspire research ideas and topics to expert clinicians as well as to material and mechanical engineers, biomedical engineers, molecular cell biologists, physiologists and students also of both the chemical and medical community." -- Journal of Applied Cosmetology

"One of the most overlooked areas in nanomedicine development is the study of the interaction of the host

immune system with these novel constructs. Recognizing that the immune system has evolved over millennia to eliminate threats in the form of pathogenic organisms that are often in the nano range, it is imperative that scientists and developers of nanomaterials engineered for in vivo use, understand this formidable barrier while trying to exploit the field. Dobrovolskaia and McNeil have put together an impressive collection of must-read chapters from experts that should inform motivated nanotechnologists and provide a roadmap to avoid major stumbling blocks in efforts to develop new nanomedicines. I wish I had such a guide to refer to during the early development of Abraxane." --Neil Desai, Inventor, Abraxane and the nab-platform, Abraxis Bioscience, a wholly owned subsidiary of Celgene Corporation

From the Inside Flap

The Handbook of Immunological Properties of Engineering Nanomaterials provides a comprehensive overview of current literature, methodologies, translational and regulatory considerations in the field of nanoimmunotoxicology. The main subject is immunological properties of engineered nanomaterials. The focus areas include interactions between engineered nanomaterials and red blood cells, platelets, endothelial cells, professional phagocytes, T cells, B cells, Dendritic cells, complement and coagulation systems, interaction with plasma proteins, nanoparticle sterility and sterilization. Each chapter includes a comprehensive literature review of a given area; describes protocols and resources available to support research in individual focus area; highlights challenges; and outlines unanswered questions and future directions. In addition, the handbook provides an overview and a practical guide to physicochemical characterization of engineered nanomaterials essential to conducting meaningful immunological studies of nanoparticles.

The handbook also reviews regulations related to immunotoxicity testing of materials prior to their translation into clinic. It is written by top experts in the field of nanomedicine, nanotechnology and translational bionanotechnology representing academia, government, industry, consulting organizations and regulatory agencies. The handbook is designed to serve as a textbook for students, a practical guide for research laboratories and an informational resource for scientific consultants, reviewers and policy makers. It is written such that both experts and beginners will find useful information.

About the Author

Marina Dobrovolskaia is a Senior Scientist at the Nanotechnology Characterization Laboratory of SAIC-Frederick Inc., a contractor to the National Cancer Institute at Frederick. She directs preclinical in vitro and in vivo immunological characterization of engineered nanomaterials. Dr Dobrovolskaia is also responsible for the development, validation and performance qualification of in vitro and ex vivo assays to support preclinical characterization of nanoparticles, and for monitoring nanoparticle purity from biological contaminants such as bacteria, yeast, mold and endotoxin. Additionally, she leads structure activity relationship studies aimed at identifying the relationship between nanoparticle physicochemical properties and their interaction with macrophages, components of the blood coagulation cascade, and complement system. Prior to joining NCL she worked as a Research Scientist in a GLP laboratory at PPD Development, Inc. in Richmond, VA, where she was responsible for the design, development and validation of bioanalytical ligand-binding assays to support pharmacokinetic, toxicity and immunogenicity studies in a variety of drug development projects. She received her MS degree from the Kazan State University in Russia, her PhD from the N N Blokhin Cancer Research Center of the Russian Academy of Medical Sciences in Moscow, Russia, and completed two postdoctoral trainings in immunology at the National Cancer Institute in Frederick, MD and the University of Maryland in Baltimore, MD. Her areas of expertise include cell signaling, innate immunity, immunogenicity, endotoxin and analytical methodology.

Dr McNeil serves as the Director of the Nanotechnology Characterization Laboratory (NCL) for SAIC-Frederick and the National Cancer Institute at Frederick (NCI-Frederick), where he coordinates preclinical characterization of nanotech cancer therapeutics and diagnostics. At the NCL, Dr. McNeil leads a

team responsible for testing of candidate nanotech drugs and diagnostics, evaluating safety and efficacy, and assisting with product development — from discovery-level, through scale-up and into clinical trials. NCL has assisted in characterization and evaluation of more than 200 nanotechnology products, several of which are now in human clinical trials. Dr McNeil is a member of several working groups on nanomedicine, environmental health and safety, and other nanotechnology issues. He is an invited speaker to numerous nanotechnology-related conferences and has several patents pending related to nanotechnology and biotechnology. He also directs SAIC-Frederick's Imaging and Nanotechnology Group (ING), and is a Vice President of SAIC-Frederick. Prior to establishing NCL, he served as Senior Scientist in the Nanotech Initiatives Division at SAIC where he transitioned basic nanotechnology research to government and commercial markets. He advises Industry and State and US Governments on the development of nanotechnology and is a member of several governmental and industrial working groups related to nanotechnology policy, standardization and commercialization. Dr McNeil's professional career includes tenure as an Army Officer, with tours as Chief of Biochemistry at Tripler Army Medical Center, and as a Combat Arms officer during the Gulf War. He received his bachelor's degree in chemistry from Portland State University and his doctorate in cell biology from Oregon Health Sciences University.

HANDBOOK OF IMMUNOLOGICAL PROPERTIES OF ENGINEERED NANOMATERIALS (FRONTIERS IN NANOBIOMEDICAL RESEARCH) BY MARINA A DOBROVOLSKAIA, SCOTT PDF

[Download: HANDBOOK OF IMMUNOLOGICAL PROPERTIES OF ENGINEERED NANOMATERIALS \(FRONTIERS IN NANOBIOMEDICAL RESEARCH\) BY MARINA A DOBROVOLSKAIA, SCOTT PDF](#)

Handbook Of Immunological Properties Of Engineered Nanomaterials (Frontiers In Nanobiomedical Research) By Marina A Dobrovolskaia, Scott. Is this your spare time? Exactly what will you do then? Having spare or leisure time is very fantastic. You could do every little thing without force. Well, we mean you to save you couple of time to read this book Handbook Of Immunological Properties Of Engineered Nanomaterials (Frontiers In Nanobiomedical Research) By Marina A Dobrovolskaia, Scott This is a god book to accompany you in this spare time. You will certainly not be so hard to know something from this publication Handbook Of Immunological Properties Of Engineered Nanomaterials (Frontiers In Nanobiomedical Research) By Marina A Dobrovolskaia, Scott More, it will certainly aid you to get better information and also encounter. Even you are having the terrific works, reading this e-book Handbook Of Immunological Properties Of Engineered Nanomaterials (Frontiers In Nanobiomedical Research) By Marina A Dobrovolskaia, Scott will certainly not include your mind.

By reviewing *Handbook Of Immunological Properties Of Engineered Nanomaterials (Frontiers In Nanobiomedical Research) By Marina A Dobrovolskaia, Scott*, you can understand the expertise as well as points even more, not only regarding just what you obtain from people to people. Reserve Handbook Of Immunological Properties Of Engineered Nanomaterials (Frontiers In Nanobiomedical Research) By Marina A Dobrovolskaia, Scott will certainly be a lot more trusted. As this Handbook Of Immunological Properties Of Engineered Nanomaterials (Frontiers In Nanobiomedical Research) By Marina A Dobrovolskaia, Scott, it will really offer you the smart idea to be effective. It is not only for you to be success in specific life; you can be effective in everything. The success can be started by recognizing the standard expertise and do activities.

From the combo of knowledge as well as actions, somebody could improve their ability as well as capability. It will lead them to live and also function much better. This is why, the students, workers, and even employers ought to have reading practice for books. Any sort of publication Handbook Of Immunological Properties Of Engineered Nanomaterials (Frontiers In Nanobiomedical Research) By Marina A Dobrovolskaia, Scott will certainly give particular expertise to take all perks. This is exactly what this Handbook Of Immunological Properties Of Engineered Nanomaterials (Frontiers In Nanobiomedical Research) By Marina A Dobrovolskaia, Scott tells you. It will add more understanding of you to life and function better. [Handbook Of Immunological Properties Of Engineered Nanomaterials \(Frontiers In Nanobiomedical Research\) By Marina A Dobrovolskaia, Scott](#), Try it and confirm it.

HANDBOOK OF IMMUNOLOGICAL PROPERTIES OF ENGINEERED NANOMATERIALS (FRONTIERS IN NANOBIOMEDICAL RESEARCH) BY MARINA A DOBROVOLSKAIA, SCOTT PDF

The Handbook of Immunological Properties of Engineered Nanomaterials provides a comprehensive overview of the current literature, methodologies, and translational and regulatory considerations in the field of nanoimmunotoxicology. The main subject is the immunological properties of engineered nanomaterials. Focus areas include interactions between engineered nanomaterials and red blood cells, platelets, endothelial cells, professional phagocytes, T cells, B cells, dendritic cells, complement and coagulation systems, and plasma proteins, with discussions on nanoparticle sterility and sterilization. Each chapter presents a broad literature review of the given focus area, describes protocols and resources available to support research in the individual focus areas, highlights challenges, and outlines unanswered questions and future directions. In addition, the Handbook includes an overview of and serves a guide to the physicochemical characterization of engineered nanomaterials essential to conducting meaningful immunological studies of nanoparticles. Regulations related to immunotoxicity testing of materials prior to their translation into the clinic are also reviewed.

The Handbook is written by top experts in the field of nanomedicine, nanotechnology, and translational bionanotechnology, representing academia, government, industry, and consulting organizations, and regulatory agencies. The Handbook is designed to serve as a textbook for students, a practical guide for research laboratories, and an informational resource for scientific consultants, reviewers, and policy makers. It is written such that both experts and beginners will find the information highly useful and applicable.

Readership: Researchers, academics, undergraduates and graduates in toxicology, immunotoxicology and nanomedicine, and industry (small and mid biotech companies and big pharmaceutical companies), as well as regulatory agencies (EPA, FDA) and physicians.

- Sales Rank: #3414244 in Books
- Brand: Brand: World Scientific Publishing Company
- Published on: 2013-02-21
- Original language: English
- Number of items: 1
- Dimensions: 9.80" h x 1.30" w x 6.60" l, .0 pounds
- Binding: Hardcover
- 720 pages

Features

- Used Book in Good Condition

Review

"Understanding the immunogenicity of novel, engineered nanoparticle-based drugs is absolutely critical in

bringing a nanomedicine into the clinic. Nanomedicines may activate the immune system or be invisible to it; the choice depends on the application. But regardless, the mechanism of nanoparticle immune interaction needs to be well understood and controlled. And this Handbook is an absolutely essential reference for those designing, developing, or testing novel nanomedicines." -- Lawrence Tamarkin, President & CEO, CytImmune

"One of the most overlooked areas in nanomedicine development is the study of the interaction of the host immune system with these novel constructs. Recognizing that the immune system has evolved over millennia to eliminate threats in the form of pathogenic organisms that are often in the nano range, it is imperative that scientists and developers of nanomaterials engineered for in vivo use, understand this formidable barrier while trying to exploit the field. Dobrovolskaia and McNeil have put together an impressive collection of must-read chapters from experts that should inform motivated nanotechnologists and provide a roadmap to avoid major stumbling blocks in efforts to develop new nanomedicines. I wish I had such a guide to refer to during the early development of Abraxane." -- Neil Desai, Inventor, Abraxane and the nab-platform, Abraxis Bioscience, a wholly owned subsidiary of Celgene Corporation

"The interesting data and objectives reported in all the chapters can improve and inspire research ideas and topics to expert clinicians as well as to material and mechanical engineers, biomedical engineers, molecular cell biologists, physiologists and students also of both the chemical and medical community." -- Journal of Applied Cosmetology

"One of the most overlooked areas in nanomedicine development is the study of the interaction of the host immune system with these novel constructs. Recognizing that the immune system has evolved over millennia to eliminate threats in the form of pathogenic organisms that are often in the nano range, it is imperative that scientists and developers of nanomaterials engineered for in vivo use, understand this formidable barrier while trying to exploit the field. Dobrovolskaia and McNeil have put together an impressive collection of must-read chapters from experts that should inform motivated nanotechnologists and provide a roadmap to avoid major stumbling blocks in efforts to develop new nanomedicines. I wish I had such a guide to refer to during the early development of Abraxane." --Neil Desai, Inventor, Abraxane and the nab-platform, Abraxis Bioscience, a wholly owned subsidiary of Celgene Corporation

From the Inside Flap

The Handbook of Immunological Properties of Engineering Nanomaterials provides a comprehensive overview of current literature, methodologies, translational and regulatory considerations in the field of nanoimmunotoxicology. The main subject is immunological properties of engineered nanomaterials. The focus areas include interactions between engineered nanomaterials and red blood cells, platelets, endothelial cells, professional phagocytes, T cells, B cells, Dendritic cells, complement and coagulation systems, interaction with plasma proteins, nanoparticle sterility and sterilization. Each chapter includes a comprehensive literature review of a given area; describes protocols and resources available to support research in individual focus area; highlights challenges; and outlines unanswered questions and future directions. In addition, the handbook provides an overview and a practical guide to physicochemical characterization of engineered nanomaterials essential to conducting meaningful immunological studies of nanoparticles.

The handbook also reviews regulations related to immunotoxicity testing of materials prior to their translation into clinic. It is written by top experts in the field of nanomedicine, nanotechnology and translational bionanotechnology representing academia, government, industry, consulting organizations and regulatory agencies. The handbook is designed to serve as a textbook for students, a practical guide for research laboratories and an informational resource for scientific consultants, reviewers and policy makers. It is written such that both experts and beginners will find useful information.

About the Author

Marina Dobrovolskaia is a Senior Scientist at the Nanotechnology Characterization Laboratory of SAIC-Frederick Inc., a contractor to the National Cancer Institute at Frederick. She directs preclinical in vitro and in vivo immunological characterization of engineered nanomaterials. Dr Dobrovolskaia is also responsible for the development, validation and performance qualification of in vitro and ex vivo assays to support preclinical characterization of nanoparticles, and for monitoring nanoparticle purity from biological contaminants such as bacteria, yeast, mold and endotoxin. Additionally, she leads structure activity relationship studies aimed at identifying the relationship between nanoparticle physicochemical properties and their interaction with macrophages, components of the blood coagulation cascade, and complement system. Prior to joining NCL she worked as a Research Scientist in a GLP laboratory at PPD Development, Inc. in Richmond, VA, where she was responsible for the design, development and validation of bioanalytical ligand-binding assays to support pharmacokinetic, toxicity and immunogenicity studies in a variety of drug development projects. She received her MS degree from the Kazan State University in Russia, her PhD from the N N Blokhin Cancer Research Center of the Russian Academy of Medical Sciences in Moscow, Russia, and completed two postdoctoral trainings in immunology at the National Cancer Institute in Frederick, MD and the University of Maryland in Baltimore, MD. Her areas of expertise include cell signaling, innate immunity, immunogenicity, endotoxin and analytical methodology.

Dr McNeil serves as the Director of the Nanotechnology Characterization Laboratory (NCL) for SAIC-Frederick and the National Cancer Institute at Frederick (NCI-Frederick), where he coordinates preclinical characterization of nanotech cancer therapeutics and diagnostics. At the NCL, Dr. McNeil leads a team responsible for testing of candidate nanotech drugs and diagnostics, evaluating safety and efficacy, and assisting with product development — from discovery-level, through scale-up and into clinical trials. NCL has assisted in characterization and evaluation of more than 200 nanotechnology products, several of which are now in human clinical trials. Dr McNeil is a member of several working groups on nanomedicine, environmental health and safety, and other nanotechnology issues. He is an invited speaker to numerous nanotechnology-related conferences and has several patents pending related to nanotechnology and biotechnology. He also directs SAIC-Frederick's Imaging and Nanotechnology Group (ING), and is a Vice President of SAIC-Frederick. Prior to establishing NCL, he served as Senior Scientist in the Nanotech Initiatives Division at SAIC where he transitioned basic nanotechnology research to government and commercial markets. He advises Industry and State and US Governments on the development of nanotechnology and is a member of several governmental and industrial working groups related to nanotechnology policy, standardization and commercialization. Dr McNeil's professional career includes tenure as an Army Officer, with tours as Chief of Biochemistry at Tripler Army Medical Center, and as a Combat Arms officer during the Gulf War. He received his bachelor's degree in chemistry from Portland State University and his doctorate in cell biology from Oregon Health Sciences University.

Most helpful customer reviews

[See all customer reviews...](#)

HANDBOOK OF IMMUNOLOGICAL PROPERTIES OF ENGINEERED NANOMATERIALS (FRONTIERS IN NANOBIOMEDICAL RESEARCH) BY MARINA A DOBROVOLSKAIA, SCOTT PDF

Based upon some encounters of many individuals, it is in reality that reading this **Handbook Of Immunological Properties Of Engineered Nanomaterials (Frontiers In Nanobiomedical Research) By Marina A Dobrovolskaia, Scott** could help them to make much better selection as well as give even more experience. If you want to be one of them, let's acquisition this book Handbook Of Immunological Properties Of Engineered Nanomaterials (Frontiers In Nanobiomedical Research) By Marina A Dobrovolskaia, Scott by downloading and install the book on web link download in this website. You can get the soft documents of this publication Handbook Of Immunological Properties Of Engineered Nanomaterials (Frontiers In Nanobiomedical Research) By Marina A Dobrovolskaia, Scott to download and install and put aside in your readily available digital devices. What are you awaiting? Allow get this publication Handbook Of Immunological Properties Of Engineered Nanomaterials (Frontiers In Nanobiomedical Research) By Marina A Dobrovolskaia, Scott online as well as read them in whenever as well as any kind of area you will read. It will certainly not encumber you to bring hefty book Handbook Of Immunological Properties Of Engineered Nanomaterials (Frontiers In Nanobiomedical Research) By Marina A Dobrovolskaia, Scott within your bag.

Review

"Understanding the immunogenicity of novel, engineered nanoparticle-based drugs is absolutely critical in bringing a nanomedicine into the clinic. Nanomedicines may activate the immune system or be invisible to it; the choice depends on the application. But regardless, the mechanism of nanoparticle immune interaction needs to be well understood and controlled. And this Handbook is an absolutely essential reference for those designing, developing, or testing novel nanomedicines." -- Lawrence Tamarkin, President & CEO, CytImmune

"One of the most overlooked areas in nanomedicine development is the study of the interaction of the host immune system with these novel constructs. Recognizing that the immune system has evolved over millennia to eliminate threats in the form of pathogenic organisms that are often in the nano range, it is imperative that scientists and developers of nanomaterials engineered for in vivo use, understand this formidable barrier while trying to exploit the field. Dobrovolskaia and McNeil have put together an impressive collection of must-read chapters from experts that should inform motivated nanotechnologists and provide a roadmap to avoid major stumbling blocks in efforts to develop new nanomedicines. I wish I had such a guide to refer to during the early development of Abraxane." -- Neil Desai, Inventor, Abraxane and the nab-platform, Abraxis Bioscience, a wholly owned subsidiary of Celgene Corporation

"The interesting data and objectives reported in all the chapters can improve and inspire research ideas and topics to expert clinicians as well as to material and mechanical engineers, biomedical engineers, molecular cell biologists, physiologists and students also of both the chemical and medical community." -- Journal of Applied Cosmetology

"One of the most overlooked areas in nanomedicine development is the study of the interaction of the host immune system with these novel constructs. Recognizing that the immune system has evolved over millennia to eliminate threats in the form of pathogenic organisms that are often in the nano range, it is imperative that

scientists and developers of nanomaterials engineered for in vivo use, understand this formidable barrier while trying to exploit the field. Dobrovolskaia and McNeil have put together an impressive collection of must-read chapters from experts that should inform motivated nanotechnologists and provide a roadmap to avoid major stumbling blocks in efforts to develop new nanomedicines. I wish I had such a guide to refer to during the early development of Abraxane." --Neil Desai, Inventor, Abraxane and the nab-platform, Abraxis Bioscience, a wholly owned subsidiary of Celgene Corporation

From the Inside Flap

The Handbook of Immunological Properties of Engineering Nanomaterials provides a comprehensive overview of current literature, methodologies, translational and regulatory considerations in the field of nanoimmunotoxicology. The main subject is immunological properties of engineered nanomaterials. The focus areas include interactions between engineered nanomaterials and red blood cells, platelets, endothelial cells, professional phagocytes, T cells, B cells, Dendritic cells, complement and coagulation systems, interaction with plasma proteins, nanoparticle sterility and sterilization. Each chapter includes a comprehensive literature review of a given area; describes protocols and resources available to support research in individual focus area; highlights challenges; and outlines unanswered questions and future directions. In addition, the handbook provides an overview and a practical guide to physicochemical characterization of engineered nanomaterials essential to conducting meaningful immunological studies of nanoparticles.

The handbook also reviews regulations related to immunotoxicity testing of materials prior to their translation into clinic. It is written by top experts in the field of nanomedicine, nanotechnology and translational bionanotechnology representing academia, government, industry, consulting organizations and regulatory agencies. The handbook is designed to serve as a textbook for students, a practical guide for research laboratories and an informational resource for scientific consultants, reviewers and policy makers. It is written such that both experts and beginners will find useful information.

About the Author

Marina Dobrovolskaia is a Senior Scientist at the Nanotechnology Characterization Laboratory of SAIC-Frederick Inc., a contractor to the National Cancer Institute at Frederick. She directs preclinical in vitro and in vivo immunological characterization of engineered nanomaterials. Dr Dobrovolskaia is also responsible for the development, validation and performance qualification of in vitro and ex vivo assays to support preclinical characterization of nanoparticles, and for monitoring nanoparticle purity from biological contaminants such as bacteria, yeast, mold and endotoxin. Additionally, she leads structure activity relationship studies aimed at identifying the relationship between nanoparticle physicochemical properties and their interaction with macrophages, components of the blood coagulation cascade, and complement system. Prior to joining NCL she worked as a Research Scientist in a GLP laboratory at PPD Development, Inc. in Richmond, VA, where she was responsible for the design, development and validation of bioanalytical ligand-binding assays to support pharmacokinetic, toxicity and immunogenicity studies in a variety of drug development projects. She received her MS degree from the Kazan State University in Russia, her PhD from the N N Blokhin Cancer Research Center of the Russian Academy of Medical Sciences in Moscow, Russia, and completed two postdoctoral trainings in immunology at the National Cancer Institute in Frederick, MD and the University of Maryland in Baltimore, MD. Her areas of expertise include cell signaling, innate immunity, immunogenicity, endotoxin and analytical methodology.

Dr McNeil serves as the Director of the Nanotechnology Characterization Laboratory (NCL) for SAIC-Frederick and the National Cancer Institute at Frederick (NCI-Frederick), where he coordinates preclinical characterization of nanotech cancer therapeutics and diagnostics. At the NCL, Dr. McNeil leads a team responsible for testing of candidate nanotech drugs and diagnostics, evaluating safety and efficacy, and assisting with product development — from discovery-level, through scale-up and into clinical trials. NCL

has assisted in characterization and evaluation of more than 200 nanotechnology products, several of which are now in human clinical trials. Dr McNeil is a member of several working groups on nanomedicine, environmental health and safety, and other nanotechnology issues. He is an invited speaker to numerous nanotechnology-related conferences and has several patents pending related to nanotechnology and biotechnology. He also directs SAIC-Frederick's Imaging and Nanotechnology Group (ING), and is a Vice President of SAIC-Frederick. Prior to establishing NCL, he served as Senior Scientist in the Nanotech Initiatives Division at SAIC where he transitioned basic nanotechnology research to government and commercial markets. He advises Industry and State and US Governments on the development of nanotechnology and is a member of several governmental and industrial working groups related to nanotechnology policy, standardization and commercialization. Dr McNeil's professional career includes tenure as an Army Officer, with tours as Chief of Biochemistry at Tripler Army Medical Center, and as a Combat Arms officer during the Gulf War. He received his bachelor's degree in chemistry from Portland State University and his doctorate in cell biology from Oregon Health Sciences University.

Do you ever understand the e-book Handbook Of Immunological Properties Of Engineered Nanomaterials (Frontiers In Nanobiomedical Research) By Marina A Dobrovolskaia, Scott Yeah, this is a really appealing book to review. As we informed previously, reading is not kind of commitment activity to do when we have to obligate. Reviewing need to be a routine, a great practice. By checking out *Handbook Of Immunological Properties Of Engineered Nanomaterials (Frontiers In Nanobiomedical Research) By Marina A Dobrovolskaia, Scott*, you could open up the new world as well as obtain the power from the globe. Everything could be acquired through the publication Handbook Of Immunological Properties Of Engineered Nanomaterials (Frontiers In Nanobiomedical Research) By Marina A Dobrovolskaia, Scott Well briefly, book is very effective. As just what we offer you right here, this Handbook Of Immunological Properties Of Engineered Nanomaterials (Frontiers In Nanobiomedical Research) By Marina A Dobrovolskaia, Scott is as one of reviewing e-book for you.